


# Multi-Round Liquid Bag Housing

flow rates to 3500 g.p.m.

Krystil Klear's Multi-Round Series of Liquid Bag Housings range from our 2 basket to our 17 basket housing design depending upon the needed surface area and volume of fluid to be filtered.

## FEATURES

- ▶ Carbon, 304, or 316 stainless steel material
- ▶ 150 PSI pressure rating
- ▶ Low pressure drop
- ▶ Davit cover lift closure with swing bolts
- ▶ Buna seals - lid & basket
- ▶ Differential, drain, and vent ports
- ▶ Heavy-duty support legs
- ▶ 316 stainless steel strainer baskets
- ▶ 2-part epoxy finish on carbon vessels
- ▶ Bearing assisted davit assembly



Our multi-round vessels effectively remove dirt, pipe scale, and other contaminants from process liquids such as water, chemical and petroleum products. Quality construction and design assure protection for all downstream equipment.

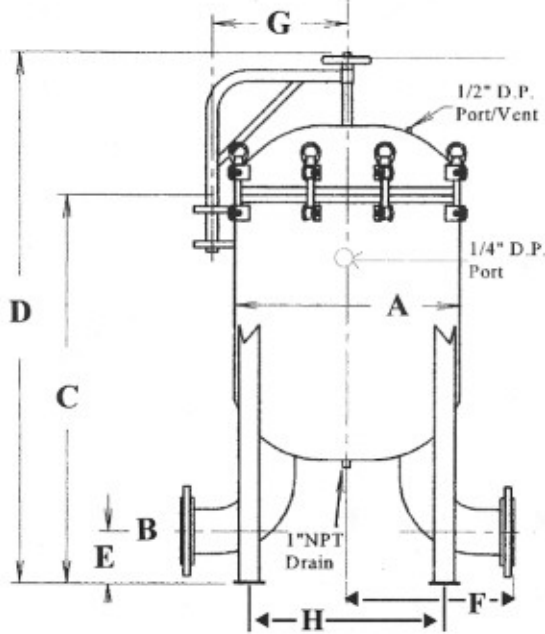
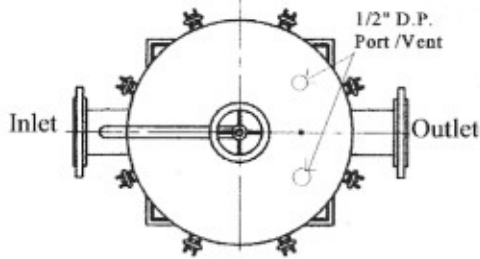
**VESSEL CONSTRUCTION:** Our multi-round vessels are designed for operating up to 150 PSI at 300°F. The housing design provides a large sump area at the bottom of the basket for particulate accumulation. This design utilizes the filter more efficiently and prolongs the element life.

The **316 S.S. baskets** seal onto a buna o-ring to eliminate particulate bypass between the basket and seat. Optional **mesh-lined strainer baskets** and **o-rings** are available. Please refer to their individual brochures in our liquid catalog.

A **vent** in the housing lid and a **drain port** in the housing speed evacuation and filling. **Gauge ports** are located on the lid and body of the housing to install gauges for monitoring the differential pressure across the bag. Permanently piped housings are opened with simple tools without disturbing the piping. **Swing bolts** with eye-nuts allow easy opening and closing of swing-lid. No need to remove any hardware.

As a standard finish, all vessels are blast cleaned and painted inside and out with a **2-part epoxy**. Stainless steel vessels are supplied with a satin finish.

All dimensions are approximate.



1" Dia. Bolt hole

Model Number	Pipe Size	A	B	C	D	E	F	G	Leg Bolt Centers	H	Weight (approx)
											Pounds
1818	18"		2	40.6	56.1	5.0	10.3	11.9	12.0	12.0	410
			3	43.0	59.0	5.8	11.0	11.9	12.0	435	
			4	49.0	65.5	6.5	12.75	11.9	12.0	460	
2224	24"		2	48.3	67.0	5.0	11.5	15.0	16.5	16.5	535
			3	49.8	68.5	6.0	12.9	15.0	16.5	555	
			4	52.5	70.0	6.5	14.5	15.0	16.5	590	
2424	24"		3	49.8	68.5	6.0	12.9	15.0	16.5	16.5	535
			4	52.5	70.0	6.5	14.5	15.0	16.5	555	
			6	50.1	67.6	7.0	16.8	15.0	16.5	590	
3030	30"		3	51.5	68.9	6.0	15.1	18.0	20.8	20.8	665
			4	53.0	70.4	7.0	16.4	18.0	20.8	705	
			6	50.5	71.0	8.0	19.1	18.0	20.8	850	
3636	36"		4	51.8	76.8	6.5	20.5	21.0	24.7	24.7	870
			6	52.0	76.5	8.3	22.5	21.0	24.7	1010	
			8	54.5	79.0	10.8	23.8	21.0	24.7	1150	
4242	42"		6	59.2	80.7	8.3	25.1	24.0	29.0	29.0	1960
			8	63.5	85.0	9.5	26.1	24.0	29.0	2070	
			10	68.0	89.5	11.0	27.2	24.0	29.0	2200	
4848	48"		8	59.9	85.2	8.3	28.8	27.0	33.2	33.2	2200
			10	64.4	89.7	9.5	29.8	27.0	33.2	2350	
			12	69.2	94.5	11.0	32.3	27.0	33.2	2530	

### Housing Operation:

Unfiltered liquid enters the housing above the filter bags or strainer baskets, flows down into the housing and continues through the elements. Solids are trapped inside the filter bags or strainers and easily removed when the housing is serviced. Our standard o-ring seal between the baskets and the housing ensures a positive seal to prevent bypass.

### Basket Data

Model #	Number of Baskets	Straining filtering area. ft <sup>2</sup>	Standard Pipe size available in	Nominal flow rate g.p.m.
1818	2	8.8	2,3,4	400
2224	3	13.2	2,3,4	600
2424	4	17.6	3,4,6	800
3030	6	26.4	3,4,6	1200

Model #	Number of Baskets	Straining filtering area. ft <sup>2</sup>	Standard Pipe size available in	Nominal flow rate g.p.m.
3636	8	35.2	4,6,8	1600
4242	12	52.8	6,8,10	2000
4848	17	74.8	8,10,12	3500

### Building a Part Number:

L1818      30      2      F      A      C      15

Housing Model	Basket Size	Conn Size (in)	Conn Type	Outlet	Material	PSI
L1818, L2224, L2424, L3030, L3636, L4242, L4848	30 (#2)	refer to the chart above for available pipe size per model #	FLANGE=F	Style A	Carbon=C 304SS=4 316SS=6	150=15

# Krystil Klear Filtration

Div. Of Geyer's Mfg. & Design, Inc.  
 9449 S. 550 W. Phone: 800-869-0325 219-278-7161  
 Winamac, IN 46996 Fax: 219-278-7115  
 kkfilter@pwrtec.com web site: KrystilKlear.com

Distributed by:

